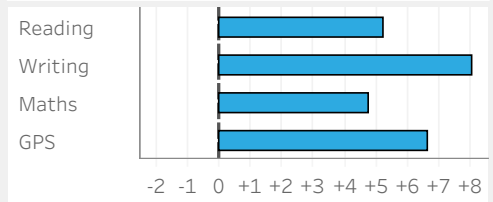
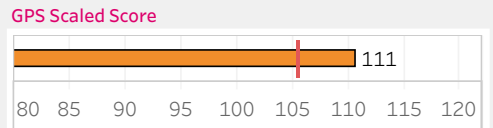
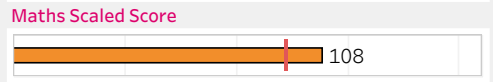




EXS RWM		Attendance	
School	NAT	Cohort	Nat Y6
78%	62%	98.1%	94.1%

	School Attainment	FFT Nat. 2024	Nat. 2023	VA 2024 (EYFS - KS2)
% Expected Read/Writ/Maths	78%	62%	59%	+24%
% Higher Read/Writ/Maths	16%	8%	8%	+9%
Scaled Score Read/GPS/Maths	108.6	104.7	104.6	+5.4
% Expected Reading	92%	75%	73%	+24%
% Higher Reading	32%	28%	29%	+9%
Scaled Score Reading	108.4	105.1	105.1	+5.2
% Expected Writing	97%	73%	71%	+32%
% Higher Writing	41%	13%	13%	+27%
Scaled Score Writing	106.7	101.8	99.8	+8.1
% Expected Maths	84%	75%	73%	+17%
% Higher Maths	38%	25%	24%	+17%
Scaled Score Maths	107.8	104.4	104.2	+4.8
% Expected GPS	97%	73%	72%	+32%
% Higher GPS	57%	33%	30%	+27%
Scaled Score GPS	110.6	105.3	104.9	+6.6

Total pupils 37  
Pupils with EYFS 36

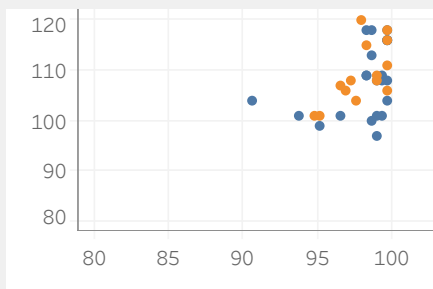


Pupil groups	Pupils	Reading SS	Reading VA	Writing SS	Writing VA	Maths SS	Maths VA	GPS SS	GPS VA	Attendance
All pupils	37	108.4	+5.2 ●	106.7	+8.1 ●	107.8	+4.8 ●	110.6	+6.6 ●	98% ●
Female	14	109.3	+4.1 ●	106.6	+4.9 ●	105.9	+2.9 ●	109.7	+4.6 ●	98% ●
Male	23	107.9	+6.0 ●	106.8	+10.1 ●	108.9	+5.9 ●	111.2	+7.9 ●	98% ●
Higher	8	113.4	+2.8 ●	113.0	+6.6 ●	116.0	+5.5 ●	116.9	+4.6 ●	98% ●
Middle	14	109.3	+4.1 ●	105.1	+3.8 ●	107.1	+3.2 ●	110.2	+5.1 ●	98% ●
Lower	14	104.8	+7.8 ●	104.3	+13.2 ●	103.3	+5.9 ●	106.8	+9.3 ●	98% ●
FSM6	10	105.8	+2.2 ●	104.8	+8.0 ●	105.7	+2.2 ●	109.4	+5.0 ●	98% ●
Not FSM6	27	109.3	+6.4 ●	107.4	+8.1 ●	108.4	+5.7 ●	111.0	+7.2 ●	98% ●
EHCP	2	104.0	-13.9 ●	102.0	+2.1 ●	109.0	-15.1 ●	117.0	-18.3 ●	95% ●
Support	10	103.3	+4.9 ●	104.0	+9.7 ●	102.8	+4.0 ●	105.0	+6.4 ●	98% ●
Not SEN	25	110.7	+6.1 ●	108.2	+7.6 ●	109.7	+5.8 ●	112.6	+7.7 ●	98% ●
Autumn	14	108.4	+4.4 ●	108.0	+7.1 ●	108.4	+4.4 ●	111.7	+6.1 ●	98% ●
Spring	9	109.6	+2.7 ●	103.9	+4.4 ●	108.1	+2.2 ●	109.8	+2.4 ●	98% ●
Summer	14	107.8	+7.7 ●	107.3	+11.3 ●	106.9	+6.7 ●	110.1	+9.8 ●	98% ●

X Axis Attendance

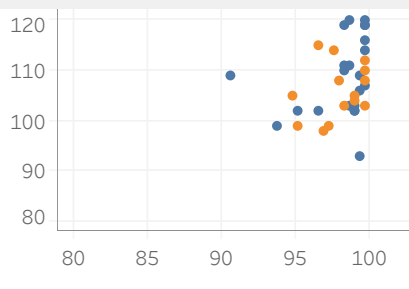
### Scaled Score Reading

Female (orange) | Male (blue)



### Scaled Score Maths

Female (orange) | Male (blue)



### Scaled Score GPS

Female (orange) | Male (blue)

